

DISNEY SONGS



TRY EVERYTHING



CAPO 1



C

A black rectangular box with a white border containing the text "C" and two white dots representing the open strings of the guitar.

A diagram of a guitar fretboard showing the C major chord. The first string is open, the second string has a dot on the first fret, and the third string has a dot on the third fret. The frets are numbered 1, 2, and 3.

Fmaj7

A black rectangular box with a white border containing the text "Fmaj7" and one white dot representing the open string of the guitar.

A diagram of a guitar fretboard showing the F major 7 chord. The first string is open, the second string has a dot on the first fret, and the third string has a dot on the third fret. The frets are numbered 1, 2, and 3.

C

A black rectangular box with a white border containing the text "C" and two white dots representing the open strings of the guitar.

A diagram of a guitar fretboard showing the C major chord. The first string is open, the second string has a dot on the first fret, and the third string has a dot on the third fret. The frets are numbered 1, 2, and 3.

G

A black rectangular box with a white border containing the text "G" and three white dots representing the open strings of the guitar.

A diagram of a guitar fretboard showing the G major chord. The first string has a dot on the second fret, the second string has a dot on the third fret, and the third string is open. The frets are numbered 1, 2, and 3.

Am

A black rectangular box with a white border containing the text "Am" and two white dots representing the open strings of the guitar.

A diagram of a guitar fretboard showing the A minor chord. The first string has a dot on the second fret, the second string has a dot on the third fret, and the third string is open. The frets are numbered 1, 2, and 3.

IMMORTALS





CAPO 2

Em

C

G

D




HOW FAR I'LL GO


CAPO 4

THE
MUSIC
ACADEMY

C




Dm








G




Am



Fmaj7



Fm



WE DON'T TALK ABOUT BRUNO



CAPO 3

Am

A guitar chord diagram for Am. It shows a black dot on the 5th string, 5th fret, and a white dot with the number 1 on the 4th string, 2nd fret. The 1st, 2nd, 3rd, and 6th strings are open.

E7

A guitar chord diagram for E7. It shows a white dot with the number 1 on the 4th string, 2nd fret, a white dot with the number 2 on the 3rd string, 2nd fret, and a white dot with the number 3 on the 2nd string, 2nd fret. The 1st, 5th, and 6th strings are open.

Fmaj7

A guitar chord diagram for Fmaj7. It shows a white dot with the number 1 on the 4th string, 2nd fret, a white dot with the number 2 on the 3rd string, 2nd fret, and a white dot with the number 3 on the 2nd string, 3rd fret. The 1st, 5th, and 6th strings are open.

E7

A guitar chord diagram for E7. It shows a white dot with the number 1 on the 4th string, 2nd fret, a white dot with the number 2 on the 3rd string, 2nd fret, and a white dot with the number 3 on the 2nd string, 2nd fret. The 1st, 5th, and 6th strings are open.

A detailed guitar chord diagram for Am. The 5th string has a black dot at the 5th fret. The 4th string has a white dot with the number 1 at the 2nd fret. The 3rd string has a white dot with the number 2 at the 2nd fret and a white dot with the number 3 at the 3rd fret. The 1st, 2nd, and 6th strings are open.

A detailed guitar chord diagram for E7. The 4th string has a white dot with the number 1 at the 2nd fret. The 3rd string has a white dot with the number 2 at the 2nd fret. The 2nd string has a white dot with the number 3 at the 2nd fret. The 1st, 5th, and 6th strings are open.

A detailed guitar chord diagram for Fmaj7. The 4th string has a white dot with the number 1 at the 2nd fret. The 3rd string has a white dot with the number 2 at the 2nd fret. The 2nd string has a white dot with the number 3 at the 3rd fret. The 1st, 5th, and 6th strings are open.

A detailed guitar chord diagram for E7. The 4th string has a white dot with the number 1 at the 2nd fret. The 3rd string has a white dot with the number 2 at the 2nd fret. The 2nd string has a white dot with the number 3 at the 2nd fret. The 1st, 5th, and 6th strings are open.

Dm

A guitar chord diagram for Dm. It shows a white dot with the number 1 on the 4th string, 2nd fret, a white dot with the number 2 on the 3rd string, 2nd fret, and a white dot with the number 3 on the 2nd string, 3rd fret. The 1st, 5th, and 6th strings are open.

G

A guitar chord diagram for G. It shows a white dot with the number 1 on the 3rd string, 2nd fret, a white dot with the number 2 on the 2nd string, 3rd fret, and a white dot with the number 3 on the 1st string, 3rd fret. The 4th, 5th, and 6th strings are open.

C

A guitar chord diagram for C. It shows a white dot with the number 1 on the 3rd string, 2nd fret, a white dot with the number 2 on the 2nd string, 3rd fret, and a white dot with the number 3 on the 1st string, 3rd fret. The 4th, 5th, and 6th strings are open.

Fm

A guitar chord diagram for Fm. It shows a white dot with the number 1 on the 4th string, 2nd fret, a white dot with the number 2 on the 3rd string, 2nd fret, and a white dot with the number 3 on the 2nd string, 3rd fret. The 1st, 5th, and 6th strings are open.

A detailed guitar chord diagram for Dm. The 4th string has a white dot with the number 1 at the 2nd fret. The 3rd string has a white dot with the number 2 at the 2nd fret. The 2nd string has a white dot with the number 3 at the 3rd fret. The 1st, 5th, and 6th strings are open.

A detailed guitar chord diagram for G. The 3rd string has a white dot with the number 1 at the 2nd fret. The 2nd string has a white dot with the number 2 at the 3rd fret. The 1st string has a white dot with the number 3 at the 3rd fret. The 4th, 5th, and 6th strings are open.

A detailed guitar chord diagram for C. The 3rd string has a white dot with the number 1 at the 2nd fret. The 2nd string has a white dot with the number 2 at the 3rd fret. The 1st string has a white dot with the number 3 at the 3rd fret. The 4th, 5th, and 6th strings are open.

A detailed guitar chord diagram for Fm. The 4th string has a white dot with the number 1 at the 2nd fret. The 3rd string has a white dot with the number 2 at the 2nd fret. The 2nd string has a white dot with the number 3 at the 3rd fret. The 1st, 5th, and 6th strings are open.