

SHIVERS

CAPO 2



s.guit.

Am

4/4

1 2 3

1 3 2

#

0

Detailed description: This block shows the first system of music for the Am chord progression. It consists of three staves: a treble clef staff with a 4/4 time signature, a guitar tablature staff, and a bass clef staff. The treble staff contains a melody of eighth notes: G4, A4, B4, C5, B4, A4, G4. The tablature staff shows fret numbers 1, 2, 3, 2, 1, 0. The bass staff shows a bass line of eighth notes: G3, A3, B3, C4, B3, A3, G3. A bar line is placed after the second measure. A sharp sign is positioned above the final note in the treble staff.

Fmaj7

4

1 2 3

1 3 4

#

0

Detailed description: This block shows the second system of music for the Fmaj7 chord progression. It consists of three staves: a treble clef staff with a 4/4 time signature, a guitar tablature staff, and a bass clef staff. The treble staff contains a melody of eighth notes: G4, A4, B4, C5, B4, A4, G4. The tablature staff shows fret numbers 1, 2, 3, 2, 1, 0. The bass staff shows a bass line of eighth notes: G3, A3, B3, C4, B3, A3, G3. A bar line is placed after the second measure. A sharp sign is positioned above the final note in the treble staff.

SHIVERS

CAPO 2



C

①

TAB

②

③

1

3

6

0

Musical notation for C chord

Detailed description: This block shows the first system of music for the C chord. It includes a chord diagram for C (x02321), a treble clef staff with a treble clef and a common time signature, and a three-line TAB staff. The musical notation shows a sequence of notes: G4 (quarter), A4 (quarter), B4 (quarter), C5 (quarter), D5 (quarter), E5 (quarter), F#5 (quarter), and G5 (quarter). The TAB staff shows the corresponding fret numbers: 1, 3, 6, and 0.

G

①

TAB

②

③

0

1

8





3

Musical notation for G chord

Detailed description: This block shows the second system of music for the G chord. It includes a chord diagram for G (x32033), a treble clef staff with a treble clef and a common time signature, and a three-line TAB staff. The musical notation shows a sequence of notes: G4 (quarter), A4 (quarter), B4 (quarter), C5 (quarter), D5 (quarter), E5 (quarter), F#5 (quarter), and G5 (quarter). The TAB staff shows the corresponding fret numbers: 0, 1, 8, and 3.

ROAR

CAPO 3



BELIEVER CAPO 6



Em

A diagram of the Em chord. It shows a guitar neck with a capo at the 6th fret. The chord is formed by the 2nd, 3rd, and 4th strings. The 2nd string has a dot on the 2nd fret, the 3rd string has a dot on the 2nd fret, and the 4th string has a dot on the 2nd fret. The 1st and 5th strings are muted.

Cmaj7

A diagram of the Cmaj7 chord. It shows a guitar neck with a capo at the 6th fret. The chord is formed by the 2nd, 3rd, and 4th strings. The 2nd string has a dot on the 3rd fret, the 3rd string has a dot on the 3rd fret, and the 4th string has a dot on the 3rd fret. The 1st and 5th strings are muted.

B7

A diagram of the B7 chord. It shows a guitar neck with a capo at the 6th fret. The chord is formed by the 2nd, 3rd, and 4th strings. The 2nd string has a dot on the 4th fret, the 3rd string has a dot on the 4th fret, and the 4th string has a dot on the 4th fret. The 1st and 5th strings are muted.

A diagram of the Em chord fingering. It shows a guitar neck with a capo at the 6th fret. The 2nd string has a circled '1' on the 2nd fret, and the 3rd string has a circled '2' on the 2nd fret. The 4th string has a dot on the 2nd fret. The 1st and 5th strings are muted.

A diagram of the Cmaj7 chord fingering. It shows a guitar neck with a capo at the 6th fret. The 2nd string has a circled '2' on the 3rd fret, and the 4th string has a circled '3' on the 3rd fret. The 3rd string has a dot on the 3rd fret. The 1st and 5th strings are muted.

A diagram of the B7 chord fingering. It shows a guitar neck with a capo at the 6th fret. The 2nd string has a circled '1' on the 4th fret, the 3rd string has a circled '2' on the 4th fret, and the 4th string has a circled '3' on the 4th fret. The 3rd string also has a dot on the 4th fret. The 1st and 5th strings are muted.

BELIEVER

CAPO 6



TAB

2	0	2	0	2	0	2	0
2	0	2	0	2	0	2	0

TAB

3	0	3	0	3	0	3	0
6	4	6	4	6	4	6	4

EASY ON ME CAPO 5

