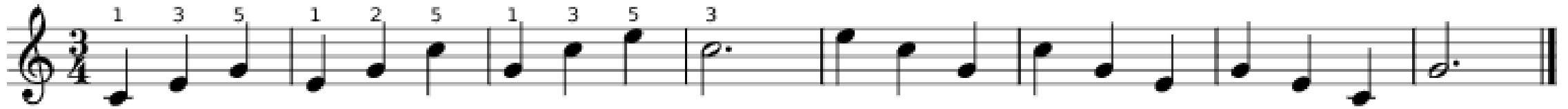



C major broken chord – right hand




Follow the fingering written above the notes

C major broken chord – left hand



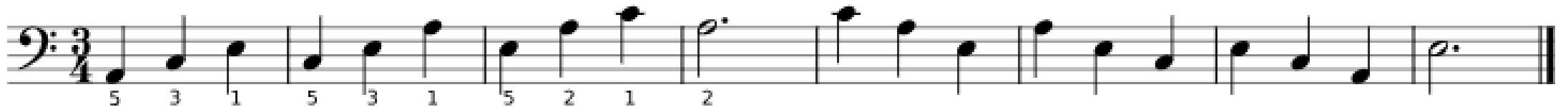
Follow the fingering written below the notes

A minor broken chord – right hand



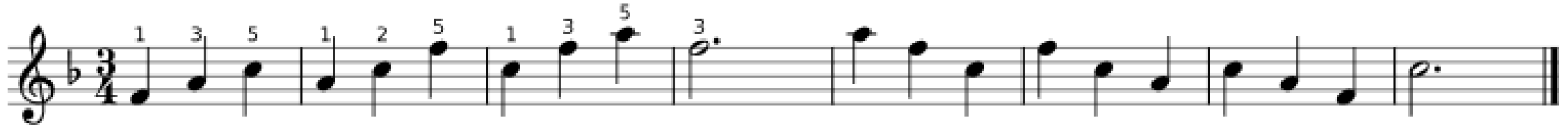
Follow the fingering written above the notes

A minor broken chord – left hand



Follow the fingering written below the notes

F major broken chord – right hand



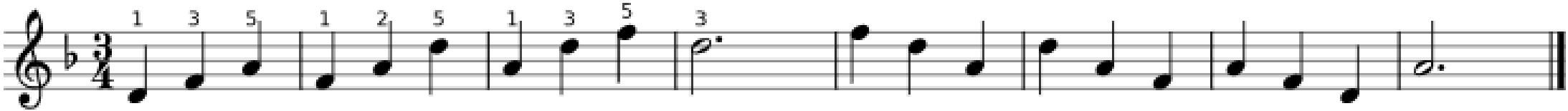
Follow the fingering written above the notes

F major broken chord – left hand




Follow the fingering written below the notes

D minor broken chord – right hand




Follow the fingering written above the notes

D minor broken chord – left hand




Follow the fingering written below the notes

F major pentatonic scale for 2 octaves – right hand



Follow the fingering written above the notes

D minor pentatonic scale for 2 octaves – right hand



Follow the fingering written above the notes. The first notes starts with the second finger!