



STRUM-ALONG SONGS

SENORITA



Am

A diagram of the Am chord on a guitar fretboard. It shows the 5th and 7th strings open, and the 2nd, 3rd, and 4th strings fretted at the 2nd fret. The 2nd fret is marked with a circled '1', the 3rd fret with a circled '2', and the 4th fret with a circled '3'.


Cmaj7

A diagram of the Cmaj7 chord on a guitar fretboard. It shows the 5th string open, and the 2nd, 3rd, and 4th strings fretted at the 1st fret. The 1st fret is marked with a circled '1', the 2nd fret with a circled '2', and the 3rd fret with a circled '3'.

Fmaj7






A diagram of the Fmaj7 chord on a guitar fretboard. It shows the 5th string open, and the 2nd, 3rd, and 4th strings fretted at the 1st fret. The 1st fret is marked with a circled '1', the 2nd fret with a circled '2', and the 3rd fret with a circled '3'.

Em

A diagram of the Em chord on a guitar fretboard. It shows the 5th and 6th strings open, and the 2nd and 3rd strings fretted at the 2nd fret. The 2nd fret is marked with a circled '1', and the 3rd fret with a circled '2'.

DEMONS

CAPO 3



vevo

BAD HABITS

CAPO 2



Am	Cmaj7	Fmaj7
<p>Am chord diagram showing fingerings: 1 on the 2nd string, 2 on the 3rd string, and 3 on the 4th string.</p>	<p>Cmaj7 chord diagram showing fingerings: 2 on the 3rd string, 3 on the 5th string, and 1 on the 2nd string.</p>	<p>Fmaj7 chord diagram showing fingerings: 2 on the 3rd string, 3 on the 5th string, and 1 on the 2nd string.</p>



DRIVER'S LICENSE

CAPO 3



BLINDING LIGHTS

CAPO 8



Am

A diagram of the Am chord. It shows a black box with two white dots on the first and fifth frets. Below the box is a guitar fretboard with a black dot on the second fret of the fifth string and a circled "1" on the first fret of the fourth string.

Em

A diagram of the Em chord. It shows a black box with three white dots on the second, third, and fourth frets. Below the box is a guitar fretboard with a black dot on the second fret of the fifth string, and circled "1" and "2" on the first and second frets of the fourth string.

G

A diagram of the G chord. It shows a black box with three white dots on the second, third, and fourth frets. Below the box is a guitar fretboard with a black dot on the second fret of the fifth string, a circled "1" on the first fret of the fourth string, and a circled "2" on the second fret of the second string.

D

A diagram of the D chord. It shows a black box with one white dot on the second fret. Below the box is a guitar fretboard with a black dot on the second fret of the fifth string, a circled "1" on the first fret of the fourth string, a circled "2" on the second fret of the second string, and a circled "3" on the third fret of the third string.